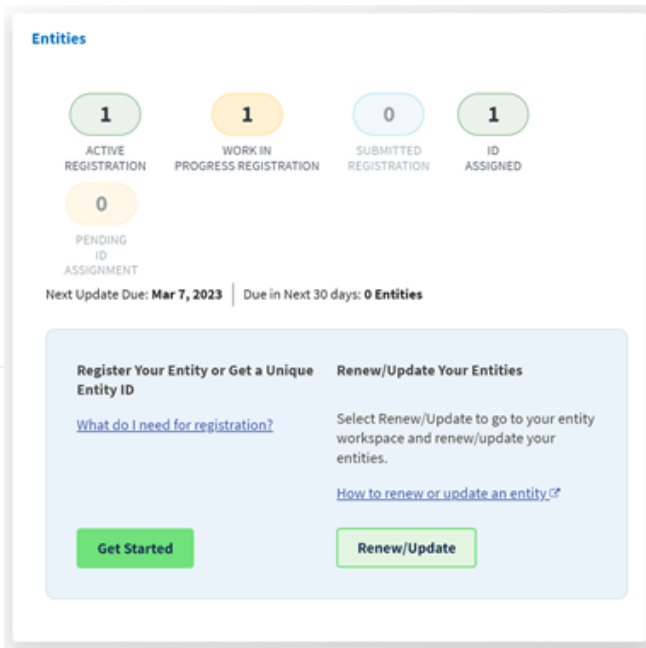


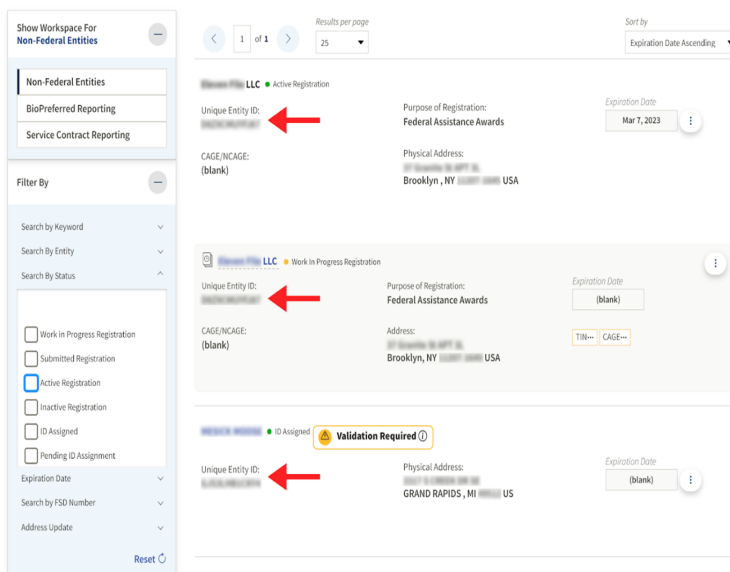
VENDOR - How can I view my Unique Entity ID?

If you have a role with your entity, the easiest way to find your entity's Unique Entity ID is to:

1. Log in to SAM.gov.
2. In your Workspace, select the title of the "Entities" widget.




3. A list of your entities is displayed. The Unique Entity ID is shown on the left side of the list.



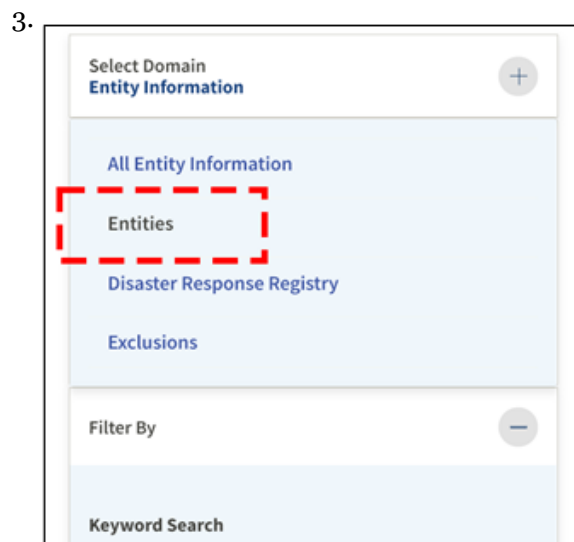
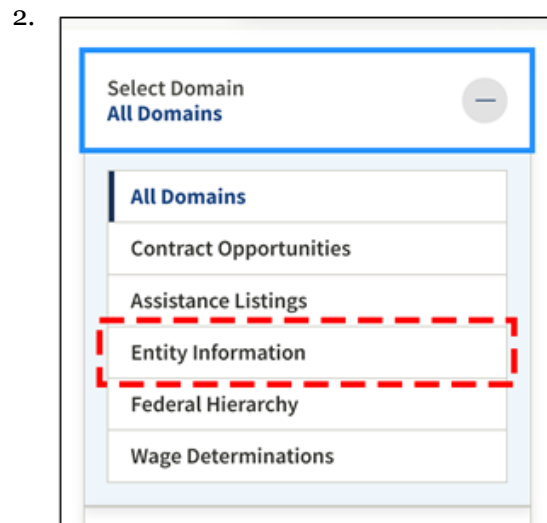
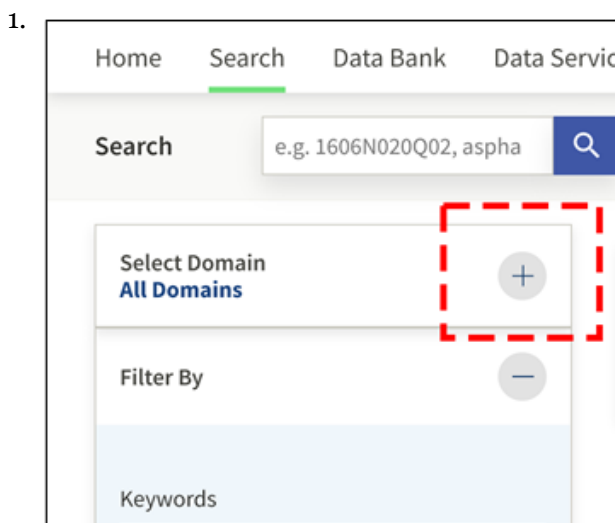
To search an entity,

you can use the main search to find your entity but note that entities that have opted out of public search are viewable only by federal users and users who have a role with the entity.

1. Log in to SAM.gov.
2. Select "Search" from the header menu.



3. Expand "Select Domain," then select "Entity Information," then "Entities."



4. You can then use keywords and filters to search for the entity you are trying to locate. The Unique Entity ID is displayed in the search results for each entity.

Unique Entity ID	CAGE Code	Physical Address
1606N020Q02	12345	1234 Main St, Anytown, NY 12345
1606N020Q03	12345	1234 Main St, Anytown, NY 12345
1606N020Q04	(blank)	1234 Main St, Anytown, NY 12345